


Facts and figures in 2021

MEMBER STATES COOPERATION

 **Human Rights Council**
85 resolutions adopted

 **Universal Periodic Review (UPR)**
41 UPR outcomes adopted

Treaty bodies 
15 treaty actions
(1 signature, 10 ratifications,
4 accessions)

 **Special procedures**
26 country visits
(hosted by 24 governments)

 **Documentation**
2,887 official documents
(submitted for GA, ECOSOC and human rights
mechanisms meetings)

116 State Party reports received
59 reviewed (and 1 review by CED
under its additional review procedure)

PEOPLE-CENTRED

 **Humanitarian Funds**
Direct assistance and
rehabilitation provided to
47,000 victims of
torture (in 79 countries)
and more than **17,000**
victims of contemporary forms
of slavery (in 30 countries)

 **Fellowship Programmes**
64 persons with
enhanced capacities
(36 women and 28 men from
communities of indigenous peoples,
people of African descent and
minorities)

 **Committee on Enforced
Disappearances (CED)**
452 new urgent actions
registered

CIVIL SOCIETY AND STAKEHOLDER ENGAGEMENT

 **Participation in Human Rights Council sessions**
2,223 oral
statements by
civil society
organizations (CSOs) **95** statements
by national human
rights institutions
(NHRIs) **564** civil society
written statements

 **Engagement in the field**
More than **1,733**
partnerships established/
enhanced (with CSOs and
human rights defenders)

 **Submissions to reviews
by treaty bodies**
809 received from CSOs
71 from NHRIs

UN PARTNERS COLLABORATION


 **UN Country Teams**
54 human rights advisers
deployed (including 6 new HRAs
to be deployed in 2022)

 **UN Peace Missions**
11 human rights
components (561 staff
supported by UN Human Rights)

Global presence in 2021



Staff distribution by category



1,669 staff



150 nationalities



561 staff in peace missions



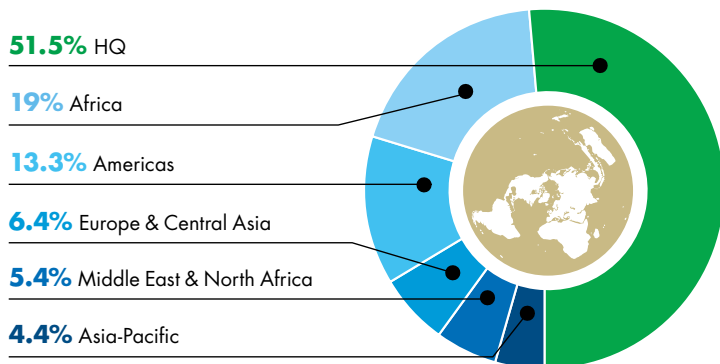
26 JPOs sponsored by
14 Member States



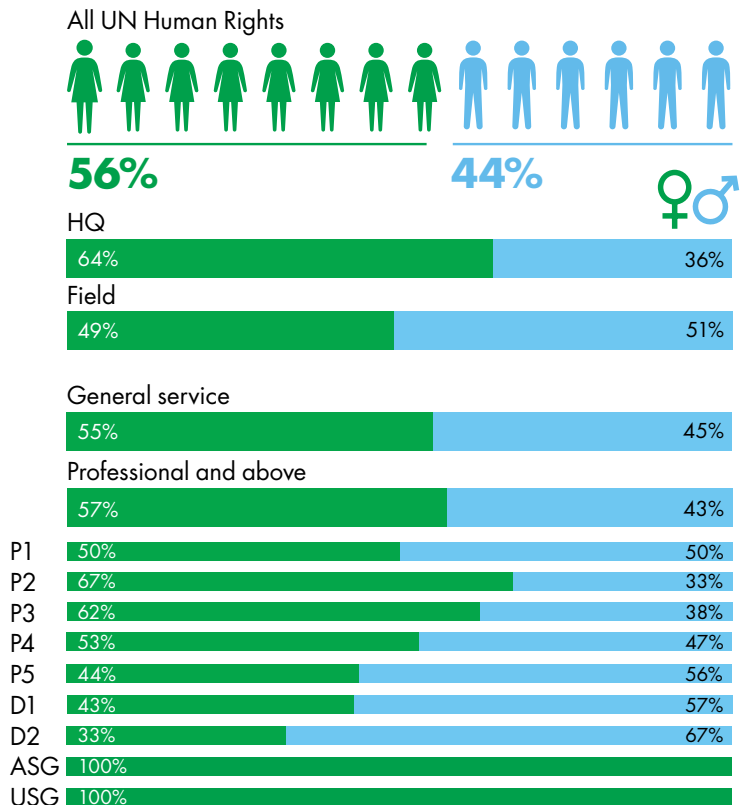
19 UNVs sponsored by
9 Member States

Notes: Data as of 31 December 2021. UNV figures represent those fully funded in 2021. The data include all UN Human Rights and UNDP-administered staff in the General Service, National Officer, Professional and higher categories on temporary, permanent, continuing and fixed-term appointments. Locally recruited staff in the General Service category are considered as national staff. HQ includes staff at the Geneva and New York locations.

Staff distribution by location at HQ and in the field



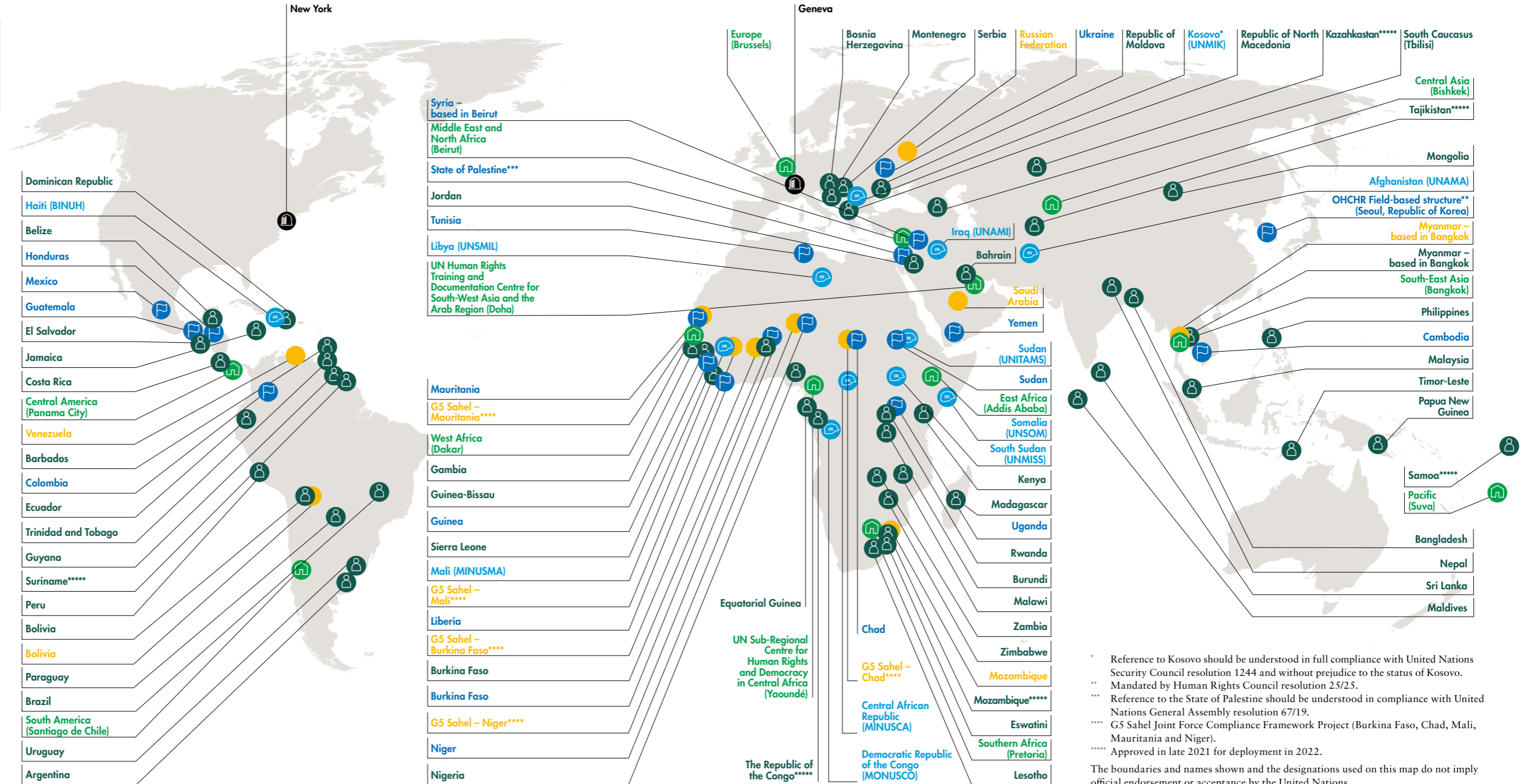
Staff distribution by gender



UN Human Rights around the world in 2021

2 + **103**
HQ locations field presences

- 2** Headquarters
- 19** Country/Stand-alone Offices/ Human Rights Missions
- 12** Regional Offices/Centres
- 11** Human rights components of UN Peace/Political Missions
- 54** Human Rights Advisers deployed under the framework of the UNSDG
- 7** Other types of field presences



* Reference to Kosovo should be understood in full compliance with United Nations Security Council resolution 1244 and without prejudice to the status of Kosovo.
 ** Mandated by Human Rights Council resolution 25/25.
 *** Reference to the State of Palestine should be understood in compliance with United Nations General Assembly resolution 67/19.
 **** G5 Sahel Joint Force Compliance Framework Project (Burkina Faso, Chad, Mali, Mauritania and Niger).
 ***** Approved in late 2021 for deployment in 2022.
 The boundaries and names shown and the designations used on this map do not imply official endorsement or acceptance by the United Nations.