


Facts and figures in 2022


MEMBER STATES COOPERATION


 **Human Rights Council (HRC)**
128 resolutions, decisions and President's statements adopted

 **Universal Periodic Review (UPR)**
25 UPR outcomes adopted
26 national reports submitted and reviewed (with 100 per cent participation of States)

Treaty bodies 
11 treaty actions (ratifications and accessions) bringing the total number of ratifications to **1,839**


 **Special procedures**
70 visits (hosted by 54 governments)

 **Documentation**
3,000 official documents (submitted for meetings of the GA, ECOSOC and international human rights mechanisms)

168 media statements, press releases and media advisories 

PEOPLE-CENTRED

 **Humanitarian Funds**
 Direct assistance and rehabilitation provided to **46,000** victims of torture (in 92 countries) and **13,000** victims of contemporary forms of slavery (in 33 countries)


 **Fellowship Programmes**
43 persons with enhanced capacities (22 women and 21 men from communities of Indigenous Peoples, people of African descent and minorities)

 **Committee on Enforced Disappearances (CED)**
98 new urgent actions registered

CIVIL SOCIETY AND STAKEHOLDER ENGAGEMENT

 **Participation in Human Rights Council sessions**
2,406 oral statements by CSOs
72 statements by national human rights institutions (NHRIs)
697 civil society written statements
85 side events facilitated

 **Engagement in the field**
 More than **2,400** partnerships established/enhanced (including with CSOs and human rights defenders)

 **Submissions to reviews by treaty bodies**
1,344* received from CSOs and NHRIs

UN PARTNERS COLLABORATION

 **UN Country Teams**
53 human rights advisers established


 **UN Peace Missions**
11 human rights components (549 staff supported by UN Human Rights)

*Excluding confidential reports.

Global presence in 2022

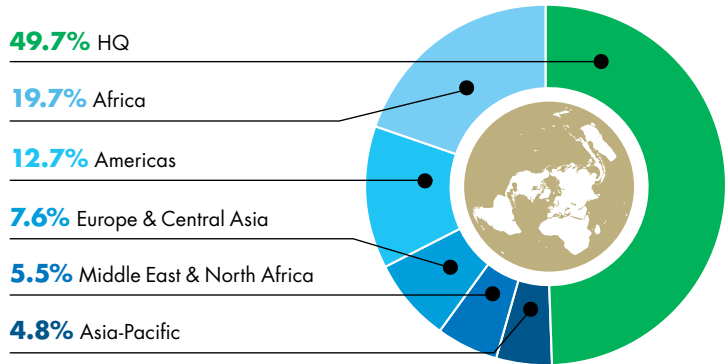


Staff distribution by category

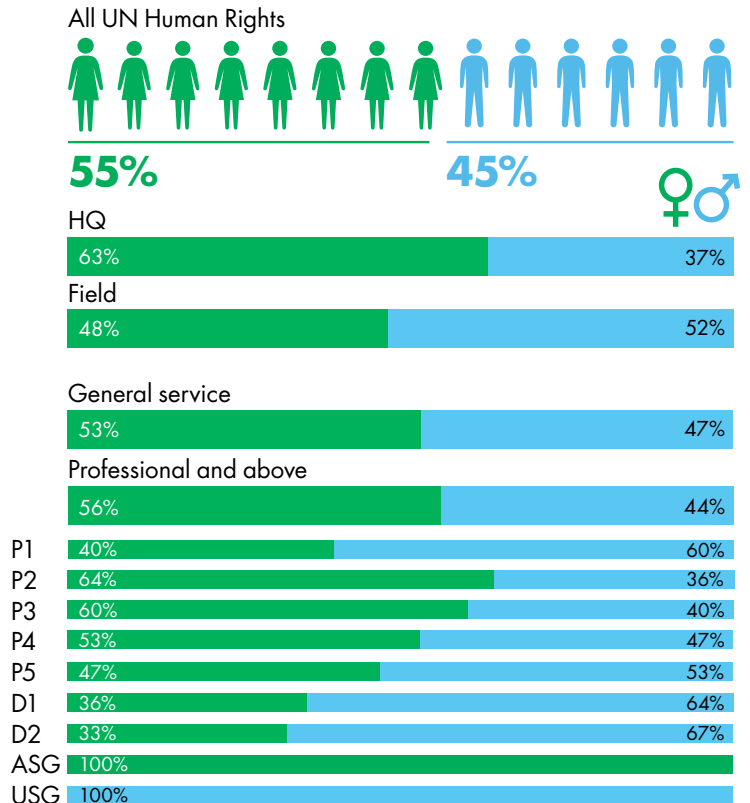


Notes: Data as of 31 December 2022. UNV figures represent those fully funded in 2022. The data include all UN Human Rights and UNDP-administered staff in the General Service, National Officer, Professional and higher categories on temporary, permanent, continuing and fixed-term appointments. Locally recruited staff in the General Service category are considered as national staff. HQ includes staff at the Geneva and New York locations.

Staff distribution by location at HQ and in the field



Staff distribution by gender



UN Human Rights around the world in 2022

