

UN Human Rights in 2020 Facts and figures

MEMBER STATES COOPERATION



Human Rights Council

97 resolutions adopted



Universal Periodic Review (UPR)

28 UPR outcomes adopted



Special procedures

13 country visits (hosted by 12 governments)



Documentation

2,818 official documents (submitted for meetings of the GA, ECOSOC and the international human rights mechanisms)

Treaty bodies

12 treaty actions

(2 signatures, 5 ratifications, 5 accessions)

97 State Party reports received

39 reviewed (and 1 review by CED under its additional review procedure)



PEOPLE-CENTRED



Humanitarian Funds

Direct assistance and rehabilitation provided to

40,443 victims of torture (in 78 countries)

15,371 victims of contemporary forms of slavery (in 33 countries)



Fellowship Programmes

61 persons with enhanced capacities

(39 women and 22 men from communities of indigenous peoples, people of African descent and minorities from 37 countries)



Committee on Enforced Disappearances (CED)

189 new urgent actions registered

CIVIL SOCIETY AND STAKEHOLDER ENGAGEMENT



Participation in Human Rights Council sessions

1,939 oral statements by civil society organizations (CSOs)

45 statements by national human rights institutions (NHRIs)

520 civil society written statements (50% included details on COVID-19 impacts on human rights)



Engagement in the field

More than **1,650** partnerships established/enhanced (with CSOs and human rights defenders)



Submissions to reviews by treaty bodies

307 from CSOs
30 from NHRIs

UN PARTNERS COLLABORATION



UN Country Teams

43 human rights advisers deployed



UN Peace Missions

12 human rights components (501 staff supported by UN Human Rights)

Global presence in 2020

UN Human Rights is based in

2

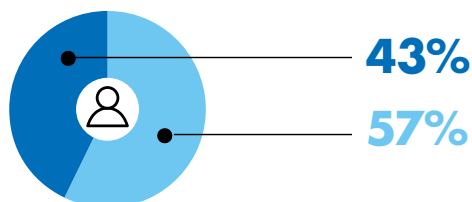
HQ locations

+

92

field presences

Staff distribution by category



● national staff

● international staff



1,551 staff



147 nationalities



501 staff in peace missions



32 JPOs sponsored by
13 Member States



139 UNVs sponsored by
34 Member States

Notes: The data include all UN Human Rights and UNDP-administered staff in the General Service, National Officer, Professional and higher categories on temporary, permanent, continuing and fixed-term appointments. Locally recruited staff in the General Service category are considered as national staff. HQ includes staff at the Geneva and New York locations.

Staff distribution by location at HQ and in the field

51% HQ

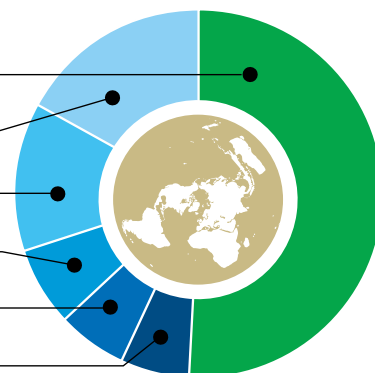
17% Africa

13% Americas

7% Europe & Central Asia

6% Asia-Pacific

6% Middle East & North Africa



Staff distribution by gender

All UN Human Rights



55%

45%



HQ



Field



General service



Professional and above



UN Human Rights around the world in 2020

2

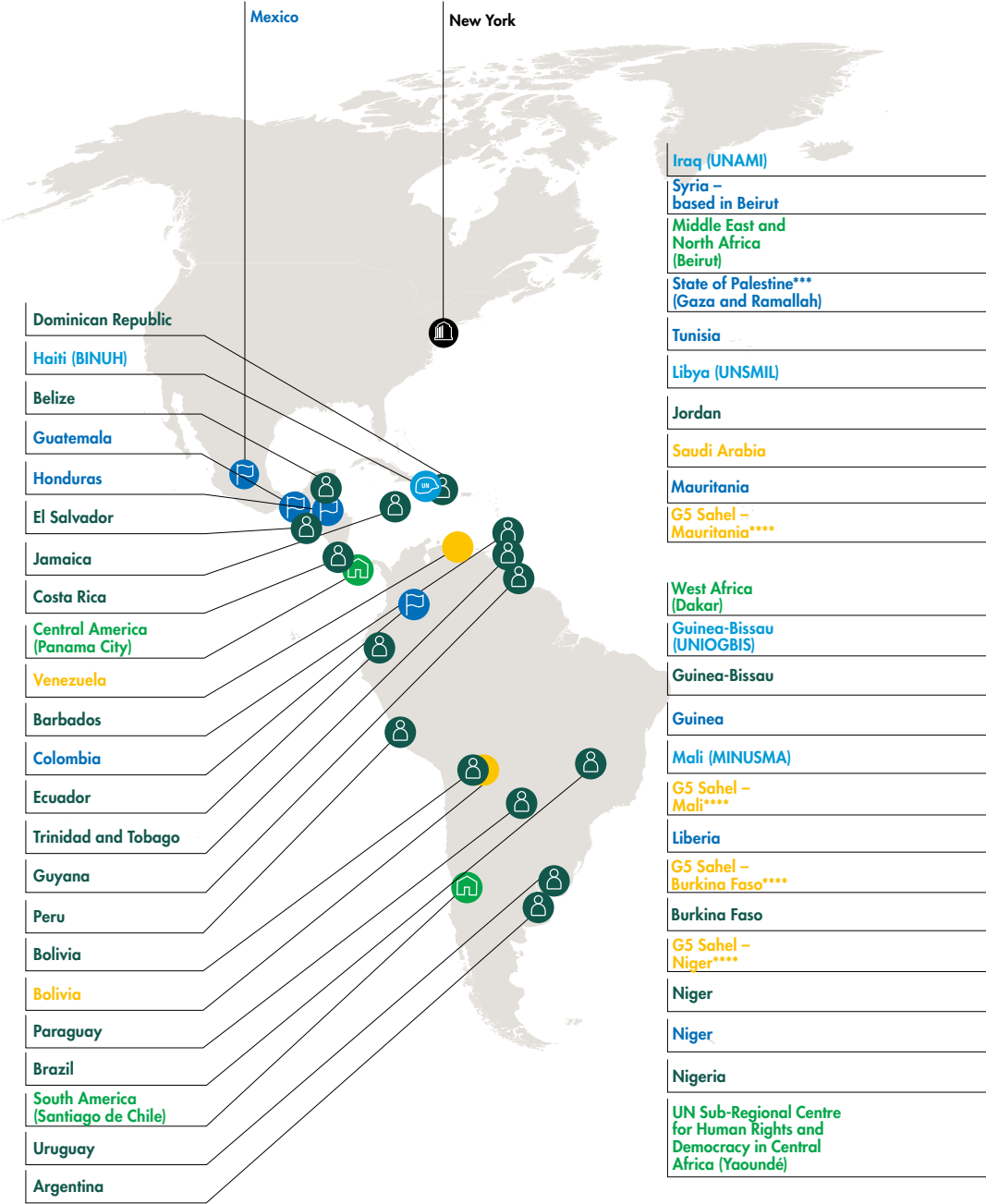
+

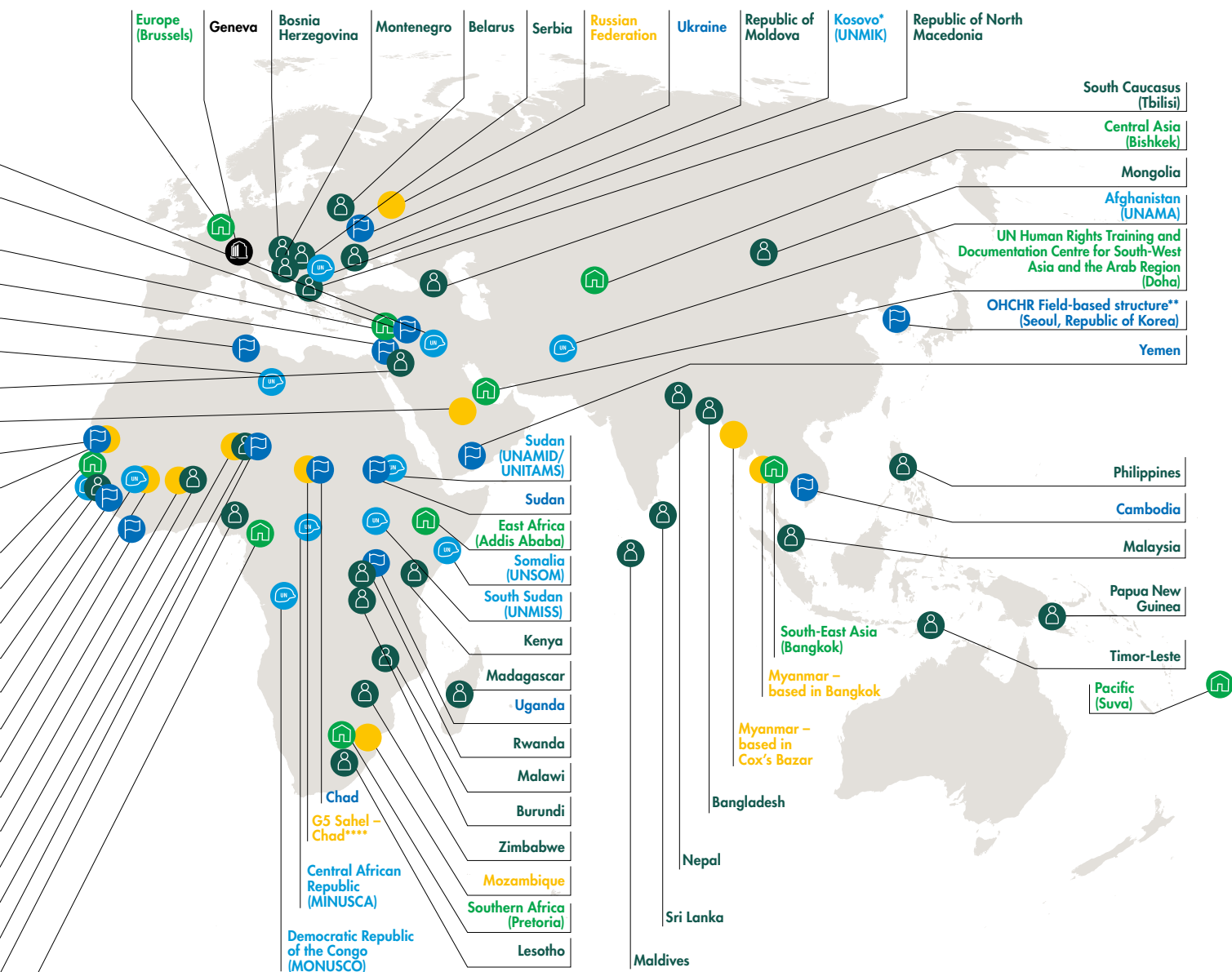
92

HQ locations

field presences

-  **2** Headquarters
-  **18** Country/Stand-alone Offices/ Human Rights Missions
-  **12** Regional Offices/Centres
-  **12** Human rights components of UN Peace/Political Missions
-  **43** Human Rights Advisers deployed under the framework of the UNSDG
-  **7** Other types of field presences





* Reference to Kosovo should be understood in full compliance with United Nations Security Council resolution 1244 and without prejudice to the status of Kosovo.

** Mandated by Human Rights Council resolution 25/25.

*** Reference to the State of Palestine should be understood in compliance with United Nations General Assembly resolution 67/19.

**** G5 Sahel Joint Force Compliance Framework Project (Burkina Faso, Chad, Mali, Mauritania and Niger).

The boundaries and names shown and the designations used on this map do not imply official endorsement or acceptance by the United Nations.