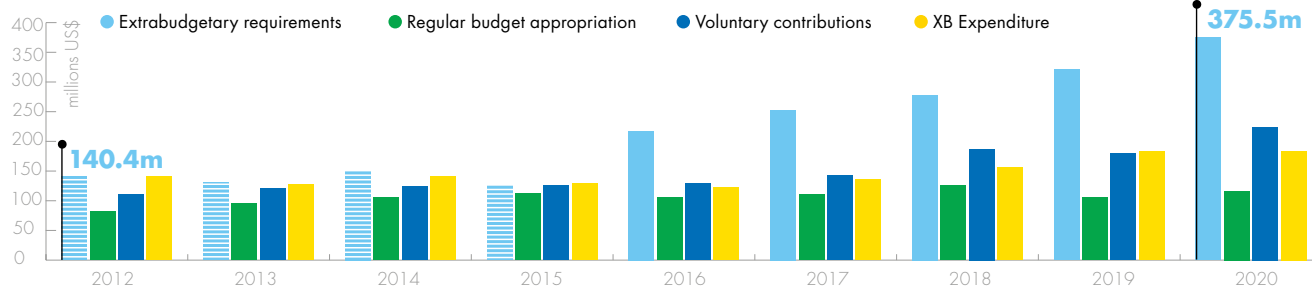


Funding trends 2012-2020

Funding needs, income and expenditure

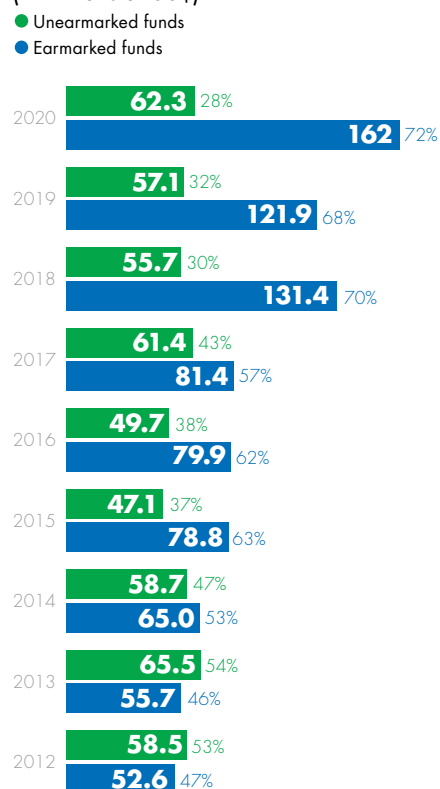
Extrabudgetary requirements, RB, XB income and expenditure evolution 2012-2020 (in millions of US\$)



Until 2015, the extrabudgetary requirements (Annual Appeal) consisted of mere cost plans based on projected income. In 2016, UN Human Rights introduced a new approach to demonstrate the Office's true requirements, i.e., a needs-based budget of all the funds that the Office would need, in a single year, if it was to respond to and implement all requests of assistance it received.

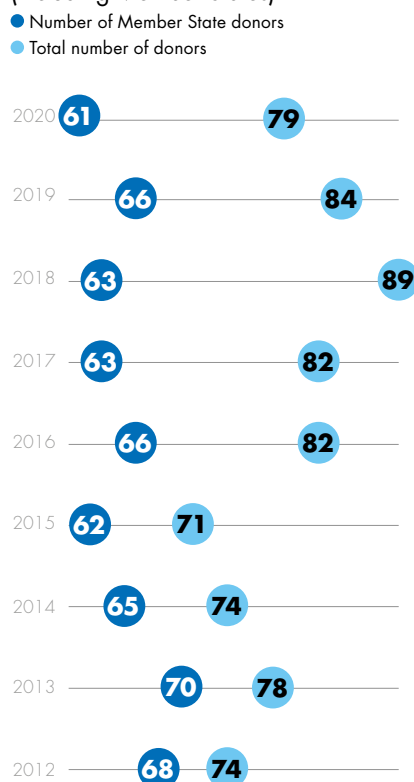
Flexibility of funding

Earmarked versus unearmarked funding (in millions of US\$)



Donors

Number of donors (including Member States)



Breakdown of donors by geographic group



REGULAR BUDGET ALLOCATIONS AND VOLUNTARY CONTRIBUTIONS

In 2020, 34.2 per cent of the UN Human Rights income was derived from the United Nations regular budget. The cash amount of the regular budget funding that is allocated to UN Human Rights has gradually increased since 2005, when the World Summit committed to a doubling of the regular resources available for UN Human Rights over a period of five years. It was also at that time that the World Summit established the Human Rights Council, which has been active in creating new human rights mandates with regular budget implications since its inception.

In 2020, the Office received US\$116.8 million in regular budget allocations compared to US\$105.6 million in 2019, representing an increase of 10.4 per cent. The approved regular budget appropriation for UN Human Rights was US\$201.6 million in 2018-2019, US\$215.5 million in 2016-2017, US\$206.9 million in 2014-2015 and US\$177.3 million in 2012-2013.

The level of voluntary contributions to UN Human Rights has increased substantially since 2012, with a total of US\$224.3 million raised in 2020, representing the highest amount ever received by the Office. In 2019, UN Human Rights received US\$179 million, followed by the second highest amount of US\$187.1 million received in 2018. In 2017, US\$142.8 million was received in voluntary contributions, followed by US\$129.6 million in 2016, US\$125.9 million in 2015, US\$123.7 million in 2014, US\$121.2 million in 2013 and US\$111.1 million in 2012.

Over the last years, approximately 40 per cent of the funding for UN Human Rights came from the United Nations

regular budget (34.2 per cent in 2020, 37.1 per cent in 2019, 40.2 per cent in 2018, 44 per cent in 2017, 45 per cent in 2016, 46 per cent in 2015 and 2014, 44 per cent in 2013 and 42.5 per cent in 2012). Consequently, approximately 60 per cent came from voluntary contributions (65.8 per cent in 2020, 62.9 per cent in 2019, 59.8 per cent in 2018, 56 per cent in 2017, 55 per cent in 2016, 54 per cent in 2015 and 2014, 56 per cent in 2013 and 57.5 per cent in 2012).

Over the past few years, the increase in the share of the United Nations regular budget for UN Human Rights activities came from additional resources that were allocated to cover the treaty body strengthening process and additional mandates, including commissions of inquiry established by the Human Rights Council.

NUMBER AND TYPOLOGY OF DONORS

In 2020, the number of Member States that contributed to UN Human Rights decreased by five, down to 61. The overall number of donors decreased by six, amounting to a total of 79 donors compared to 84 donors in 2019. From 2012-2020, the number of contributing Member States fluctuated between its lowest (62) in 2015 and its highest (70) in 2013. The total number of donors that contributed to UN Human Rights was lowest in 2015 (71) and highest (89) in 2018.

Among the 61 Member States who contributed in 2020, six renewed their support after at least one year of financial inactivity. Another 12 Member States left the list of donors, despite the High Commissioner's repeated appeals to broaden the UN Human Rights donor

base. Over the last four years, only 46 Member States provided a contribution every year and 34 others contributed at least once in the same four-year period.

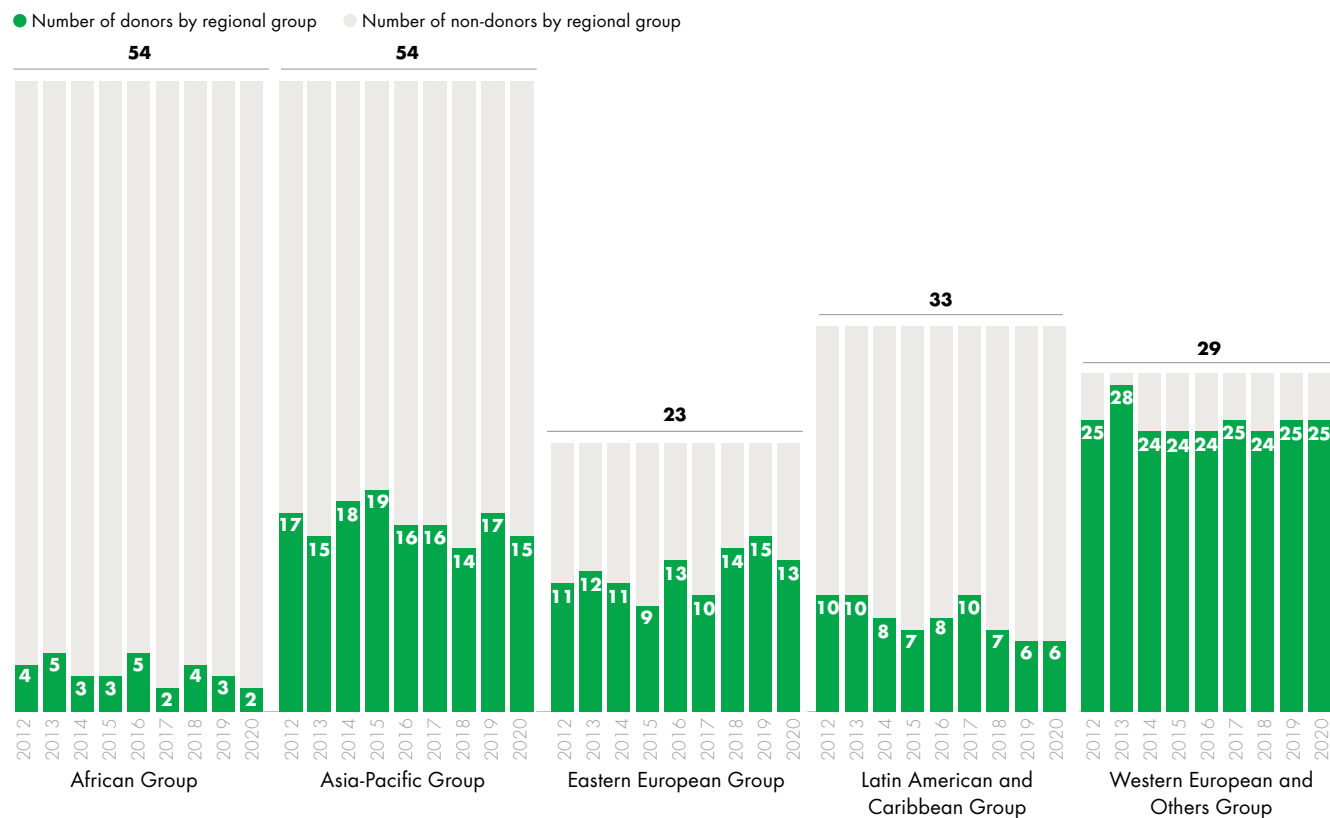
Of the 61 Member States that contributed in 2020, 25 were members of the Western European and Others Group (which is comprised of 29 Member States); 15 were from the Asia-Pacific Group (which is comprised of 54 Member States); 13 were from the Eastern European Group (which is comprised of 23 Member States); six were from the Latin American and

Caribbean Group (which is comprised of 33 Member States); and two were from the African Group (which is comprised of 54 Member States).

From 2012-2020, the number of donors per regional group fluctuated between 24 and 28 for the Western European and Others Group, between 14 and 19 for the Asia-Pacific Group, between nine and 15 for the Eastern European Group, between six and 10 for the Latin American and Caribbean Group and between two and five for the African Group.

The number of non-State donors, comprised of multilateral organizations, the private sector and the UN system gradually increased from six in 2012 to a total of 26 in 2018, then down to 18 in 2019 and 2020.

UN Human Rights donor base in 2012-2020, broken down by regional group



EARMARKED VS UNEARMARKED CONTRIBUTIONS

In 2020, UN Human Rights received US\$62.3 million in unearmarked funds from 45 donors. In absolute terms, this is the fourth highest amount of unearmarked funds that UN Human Rights has raised since 2002. The unearmarked funds, however, represented 28 per cent of the overall voluntary contributions received in 2020, a four per cent decrease from 32 per cent in 2019, representing a significant decrease from 43 per cent in 2017 and the lowest percentage since 2006. From 2012-2020, the percentage of unearmarked funding has fluctuated between 28 per cent (at its lowest in 2020) and 54 per cent (at its highest in 2013).

Some of the increase in earmarking can be attributed to the receipt of more locally sourced funding for fieldwork and contributions from non-traditional budget lines that can only be accessed as earmarked funds (such as humanitarian and development budget lines). Other contributions that were previously unearmarked are now provided as more circumscribed funding.

IN-KIND CONTRIBUTIONS

A number of Member States, namely, Colombia, Qatar and Senegal, host UN Human Rights offices and provide in-kind support by covering some costs, such as the rental of the premises, utilities and vehicles. These contributions are credited to their assessed contributions to the United Nations regular budget.

IN-KIND CONTRIBUTIONS IN 2020

MEMBER STATE	NATURE OF IN-KIND CONTRIBUTION	ESTIMATED FAIR VALUE US\$
Colombia	Rental of premises	296,506
	Provision of armoured vehicle and running costs	56,032
Qatar	Rental of premises and running costs	153,011
Senegal	Rental of premises	109,233

JUNIOR PROFESSIONAL OFFICERS AND UNITED NATIONS VOLUNTEERS

Some Member States provided UN Human Rights with additional, indirect financial support by contributing to the **United Nations Junior Professional Officers (JPO) Programme**, which is administered by the Department of Economic and Social Affairs in New York. As of 31 December, 32 JPOs (22 women, 10 men) were working at UN Human Rights who were supported by the Governments of Belgium, Denmark, Finland, Germany,

Hungary, Italy, Japan, the Netherlands, Norway, Republic of Korea, Saudi Arabia, Sweden and Switzerland (see table below). Denmark, the Netherlands and Switzerland also funded JPOs who were nationals of developing countries. Non-nationals amounted to six out of 32 JPOs in 2020. In terms of location, 24 JPOs were deployed at headquarters (20 in Geneva and four in New York) and eight in the field (four in the Middle East and North Africa region, three in the Africa region and one in the Americas region).

JUNIOR PROFESSIONAL OFFICERS 2017-2020

SPONSOR	NATIONAL JPOs (+ NON-NATIONALS) 2017	NATIONAL JPOs (+ NON-NATIONALS) 2018	NATIONAL JPOs (+ NON-NATIONALS) 2019	NATIONAL JPOs (+ NON-NATIONALS) 2020
Belgium		1	1	1
Denmark	10	8	4	4(+1)
Finland	1	1	1	2
Germany	2		1	1
Hungary		1	1	1
Italy	3	3	1	3
Japan	2	3	2	1
Netherlands	2	3 (+2)	3(+5)	3(+4)
Norway	2	1	2	2
Republic of Korea	2	2	2	1
Saudi Arabia	1	1		1
Sweden	2	2	3	2
Switzerland	6 (+1)	3 (+1)	5(+1)	4(+1)
Spain	1	1		
United States of America	1			
Total	36	33	32	32

In addition, UN Human Rights benefited from indirect financial support through the **United Nations Volunteers (UNV) Programme**, which is administered by UNDP. In 2020, a total of 139 UNVs served with UN Human Rights (85 women, 54 men), of whom 53 per cent were national UNVs. As of 31 December, 17 UNVs were working with UN Human Rights who were fully funded

by the Governments of Finland, France, Germany, Ireland, the Republic of Korea, Sweden and Switzerland (see table below). Switzerland also funded UNVs who were nationals of developing countries.








UNITED NATIONS VOLUNTEERS 2017-2020 (fully funded by Member States)

SPONSOR	UNVs NATIONALS OF THE DONOR COUNTRY (+ NON-NATIONALS) 2017	UNVs NATIONALS OF THE DONOR COUNTRY (+ NON-NATIONALS) 2018	UNVs NATIONALS OF THE DONOR COUNTRY (+ NON-NATIONALS) 2019	UNVs NATIONALS OF THE DONOR COUNTRY (+ NON-NATIONALS) 2020
Finland	1	1	1	1
France	1	1		1
Germany	1 (+1)	1 (+1)	1	1
Ireland	1	1		1
Luxembourg	(+1)	(+1)		
Norway	1	1		
Republic of Korea	2	2	4	2
Sweden	1	1	3	2
Switzerland	7	7	9 (+1)	7 (+2)
Total	17	17	19	17










VOLUNTARY CONTRIBUTIONS TO UN HUMAN RIGHTS IN 2020

The distribution of funds in this table reflects earmarking by donors (as per major headings of the extrabudgetary requirements presented in the UN Human Rights Appeal 2020).

VOLUNTARY CONTRIBUTIONS TO UN HUMAN RIGHTS IN 2020 (by earmarking and in descending order)










	Sweden	United States of America	European Commission	Norway	UNDP	Netherlands	Denmark
							
Unearmarked	11,313,290		4,940,282	7,228,482		5,919,409	3,972,341
Executive Direction and Management New York and Geneva				215,776	338,156		
Subprogramme 1: Human Rights Mainstreaming, Right to Development, Research and Analysis		2,100,000	881,342	2,673,220	1,442,981	964,780	160,488
Subprogramme 2: Supporting the Human Rights Treaty Bodies		490,000		119,875	95,432	786,517	200,610
Subprogramme 3: Advisory Services and Technical Cooperation	1,936,847			959,003		2,247,195	686,080
Subprogramme 4: Supporting the Human Rights Council and its Special Procedures		1,910,000		455,526		2,894,587	
Support to the Programmes							
Field Presences	17,018,602	15,437,650	17,026,649	8,227,872	14,218,991	294,770	7,344,134
<i>Advisory services, technical cooperation and field activities</i>	352,154	1,150,000			5,207,579		5,724,343
<i>Africa</i>	8,368,162	2,620,000	9,770,479	3,991,848	5,418,731		1,619,791
<i>Americas</i>	5,383,295	6,740,000	1,194,924	2,073,843	2,006,804	266,854	
<i>Asia and the Pacific</i>	2,436,007	100,000	859,181	479,501		27,916	
<i>Europe and Central Asia</i>	478,985	987,650	1,594,180	819,576	813,877		
<i>Middle East and North Africa</i>		3,840,000	3,607,885	863,102	772,000		
Humanitarian Trust Funds		8,000,000		719,252			735,619
Miscellaneous*						1,589,885	
Total contributions by donor	30,268,739	27,937,650	22,848,273	20,599,006	16,095,560	14,697,143	13,099,272








* Includes earmarked contributions that could not be reported above.

Germany	Canada	United Kingdom	Switzerland	Finland	Belgium	France	Ireland	Spain
								
3,342,728	3,852,080	3,234,153	3,700,000	3,275,109	2,275,313	1,919,431	2,036,026	598,060
		258,732						
863,975		666,509		223,964	418,160			238,239
682,594						118,483		23,753
483,667		50,020						
153,584	78,555		340,006	340,909	179,211	413,168		47,506
3,677,987	5,622,079	4,909,036	2,912,008	2,575,588	2,389,486	793,839	403,817	1,520,865
341,297				2,575,588		47,393		
1,396,333	606,061	2,966,391	200,000		1,194,743	331,754		117,371
674,646	3,652,382	745,342	1,410,000				292,398	1,403,495
79,636	454,545							
471,143	909,091	805,359	500,000					
714,932		391,944	802,008		1,194,743	414,692	111,419	
1,050,191	66,480	32,698	200,000	65,502		71,090	161,290	23,753
			1,655,629					
10,254,726	9,619,194	9,151,148	8,807,643	6,481,073	5,262,171	3,316,011	2,601,133	2,452,177










	Australia 	New Zealand 	ILO 	Russian Federation 	Saudi Arabia 	Korea, Rep. of 	Italy 
Unearmarked		2,051,984				521,416	
Executive Direction and Management New York and Geneva	147,820				364,867		27,473
Subprogramme 1: Human Rights Mainstreaming, Right to Development, Research and Analysis	36,955			736,667	170,000	200,000	
Subprogramme 2: Supporting the Human Rights Treaty Bodies						150,000	
Subprogramme 3: Advisory Services and Technical Cooperation	258,684					190,000	
Subprogramme 4: Supporting the Human Rights Council and its Special Procedures	18,477		2,009,455	493,333		400,000	23,895
Support to the Programmes							
Field Presences	1,481,817			770,000	1,240,000	100,000	836,320
<i>Advisory services, technical cooperation and field activities</i>				100,000		50,000	
<i>Africa</i>							716,846
<i>Americas</i>							119,474
<i>Asia and the Pacific</i>	1,481,817					50,000	
<i>Europe and Central Asia</i>				670,000			
<i>Middle East and North Africa</i>					1,240,000		
Humanitarian Trust Funds	129,342				175,000	40,000	29,869
Miscellaneous*							
Total contributions by donor	2,073,096	2,051,984	2,009,455	2,000,000	1,949,867	1,601,416	917,556








* Includes earmarked contributions that could not be reported above.

Microsoft	UNODC	China	Kuwait	Morocco	OCHA	Luxembourg	India	UN EOSG
								
			500,000	350,000		234,742		
880,000		620,000						320,000
		180,000				134,763	100,000	
	878,462				500,000		200,000	
							200,000	
	878,462				500,000			
			10,000					
				150,000		35,211	100,000	
880,000	878,462	800,000	510,000	500,000	500,000	404,716	400,000	320,000










	World Bank	UN Women	Iceland	Liechtenstein	UN Trust Fund for Human Security	11th Hour Project	MacArthur Foundation
							
Unearmarked			180,950	25,826			
Executive Direction and Management New York and Geneva				25,826			
Subprogramme 1: Human Rights Mainstreaming, Right to Development, Research and Analysis				41,322		150,000	
Subprogramme 2: Supporting the Human Rights Treaty Bodies				41,322			
Subprogramme 3: Advisory Services and Technical Cooperation							
Subprogramme 4: Supporting the Human Rights Council and its Special Procedures							
Support to the Programmes							
Field Presences	261,290	217,153			154,786		140,000
<i>Advisory services, technical cooperation and field activities</i>							
<i>Africa</i>	261,290	89,673					
<i>Americas</i>							140,000
<i>Asia and the Pacific</i>		127,480			154,786		
<i>Europe and Central Asia</i>							
<i>Middle East and North Africa</i>							
Humanitarian Trust Funds				25,826			
Miscellaneous*							
Total contributions by donor	261,290	217,153	180,950	160,124	154,786	150,000	140,000








* Includes earmarked contributions that could not be reported above.

Czech Republic	Mexico	Austria	Estonia	Open Society Foundations	Algeria	Portugal	Wellspring Philanthropic Fund	Poland
								
85,507	100,000		35,842		100,000	100,000		53,203
		10,989						
12,826				107,000			100,000	
8,551								
		78,256						
21,377			35,842					26,602
21,377								
			35,842					26,602
8,551	24,118	32,967	46,784					
136,811	124,118	122,212	118,468	107,000	100,000	100,000	100,000	79,805









	Japan	Cyprus	Pakistan	UNESCO	Romania	Monaco	Lithuania
							
Unearmarked			35,000			32,967	21,834
Executive Direction and Management New York and Geneva							
Subprogramme 1: Human Rights Mainstreaming, Right to Development, Research and Analysis		23,895		49,317			
Subprogramme 2: Supporting the Human Rights Treaty Bodies							
Subprogramme 3: Advisory Services and Technical Cooperation							
Subprogramme 4: Supporting the Human Rights Council and its Special Procedures			10,000		47,790	10,989	14,501
Support to the Programmes							
Field Presences	65,000	35,842					
<i>Advisory services, technical cooperation and field activities</i>							
<i>Africa</i>	20,000						
<i>Americas</i>							
<i>Asia and the Pacific</i>	45,000						
<i>Europe and Central Asia</i>							
<i>Middle East and North Africa</i>		35,842					
Humanitarian Trust Funds			5,000				
Miscellaneous*							
Total contributions by donor	65,000	59,737	50,000	49,317	47,790	43,956	36,335

* Includes earmarked contributions that could not be reported above.

Ukraine	Bulgaria	Malaysia	Uruguay	Andorra	Peru	Armenia	Kazakhstan	Indonesia
								
	30,000	30,000	30,000		24,165	26,285	15,000	20,000
							10,000	
35,000								
35,000								
				29,658	4,022			
35,000	30,000	30,000	30,000	29,658	28,187	26,285	25,000	20,000

	Thailand	Latvia	Malta	Azerbaijan	Singapore	Costa Rica	Slovakia
							
Unearmarked	20,000	17,921		15,000		13,938	10,309
Executive Direction and Management New York and Geneva							
Subprogramme 1: Human Rights Mainstreaming, Right to Development, Research and Analysis							
Subprogramme 2: Supporting the Human Rights Treaty Bodies							
Subprogramme 3: Advisory Services and Technical Cooperation							
Subprogramme 4: Supporting the Human Rights Council and its Special Procedures					15,000		
Support to the Programmes							
Field Presences			17,815				
<i>Advisory services, technical cooperation and field activities</i>							
<i>Africa</i>			17,815				
<i>Americas</i>							
<i>Asia and the Pacific</i>							
<i>Europe and Central Asia</i>							
<i>Middle East and North Africa</i>							
Humanitarian Trust Funds							
Miscellaneous*							
Total contributions by donor	20,000	17,921	17,815	15,000	15,000	13,938	10,309

* Includes earmarked contributions that could not be reported above.

Holy See	Counterpart International	Montenegro	Maldives	Sri Lanka	Vodafone Group	Nicaragua	Bahamas
							
		5,501	5,000	5,000		4,700	
					5,000		
							2,000
	5,703						
	5,703						
6,500							
6,500	5,703	5,501	5,000	5,000	5,000	4,700	2,000