

# UN HUMAN RIGHTS IN 2019



# Facts and Figures in 2019

## MEMBER STATE COOPERATION

**39** 

treaty actions

**2** signatures

**19** ratifications

**18** accessions

**57** 

Governments hosted

over **84**

visits by special  
procedures mandates

**3,174** 

official documents  
submitted for meetings  
of human rights  
mechanisms, General  
Assembly and ECOSOC

**133** 

State Party reports reviewed  
by the treaty bodies with

**7** States Parties visited  
by the Subcommittee on  
Prevention of Torture



## PEOPLE CENTRED

**35,997** 

victims of torture in  
**77** countries received  
rehabilitation support

**8,594** 

victims of contemporary  
forms of slavery in **23**  
countries obtained assistance



**77**

fellows (41 women and 36 men) from  
indigenous, Afrodescendant and minority  
communities in **56** countries, participated in  
the UN Human Rights Fellowship Programme

## HUMAN RIGHTS MECHANISMS SUPPORT

Support to  
the work of 

**172** treaty  
body experts during

**27** sessions  
for a total of

**95** weeks

**92**

resolutions  
adopted by the  
Human Rights  
Council

**27,771** 

submissions related to  
individual complaints and  
Committee on Enforced  
Disappearances urgent  
actions received

**12** 

human rights  
components in UN  
Peace Missions,  
including **524** staff,  
supported by UN  
Human Rights

**37**

Human Rights  
Advisers were  
deployed in UN  
Country Teams



## CIVIL SOCIETY ENGAGEMENT

**2,521** 

oral statements delivered by  
NGOs during Human Rights  
Council sessions


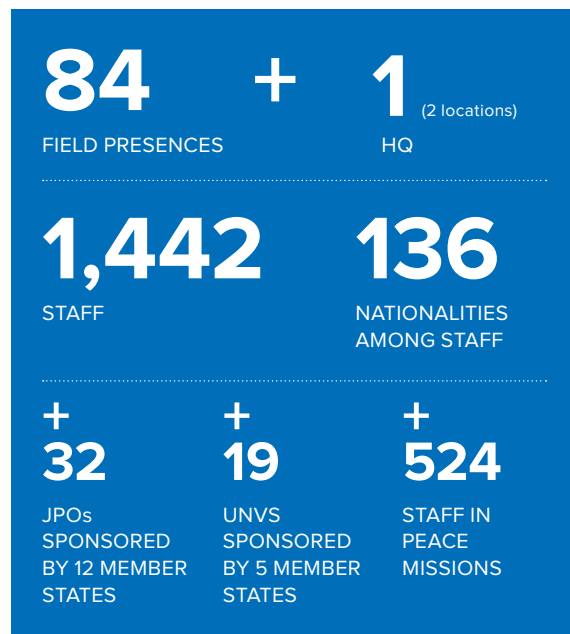
Over  
**2,420** 

participants in the 8th  
Forum on Business and  
Human Rights

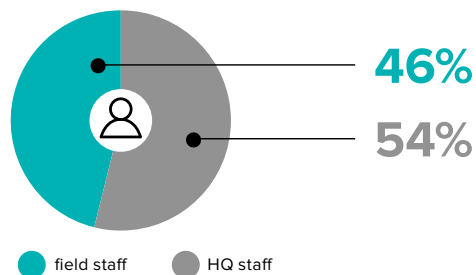
**66** 

grants were awarded by the UN Human Rights  
Grants Committee to the total amount of  
**US\$4,272,554** for projects to  
be implemented in over **28** countries

## Global presence in 2019



● international staff ● national staff



● field staff ● HQ staff

## STAFF GENDER DISTRIBUTION

**55%****45%**

HQ

63%

37%

FIELD

46%

54%

GENERAL SERVICE

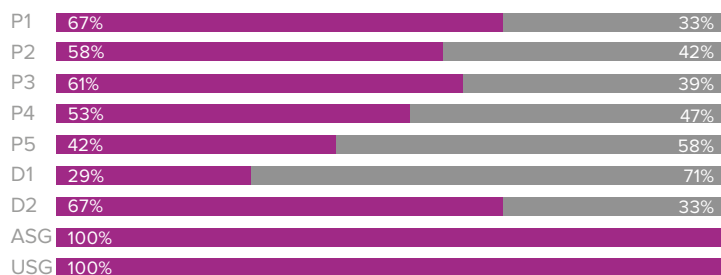
55%

45%

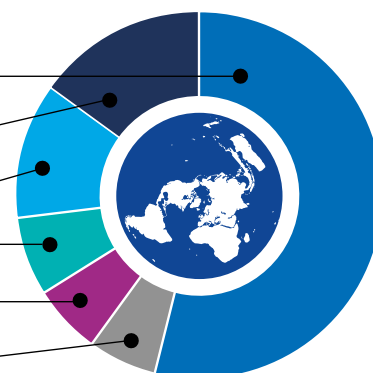
PROFESSIONAL AND ABOVE

56%

44%



## STAFF IN THE FIELD

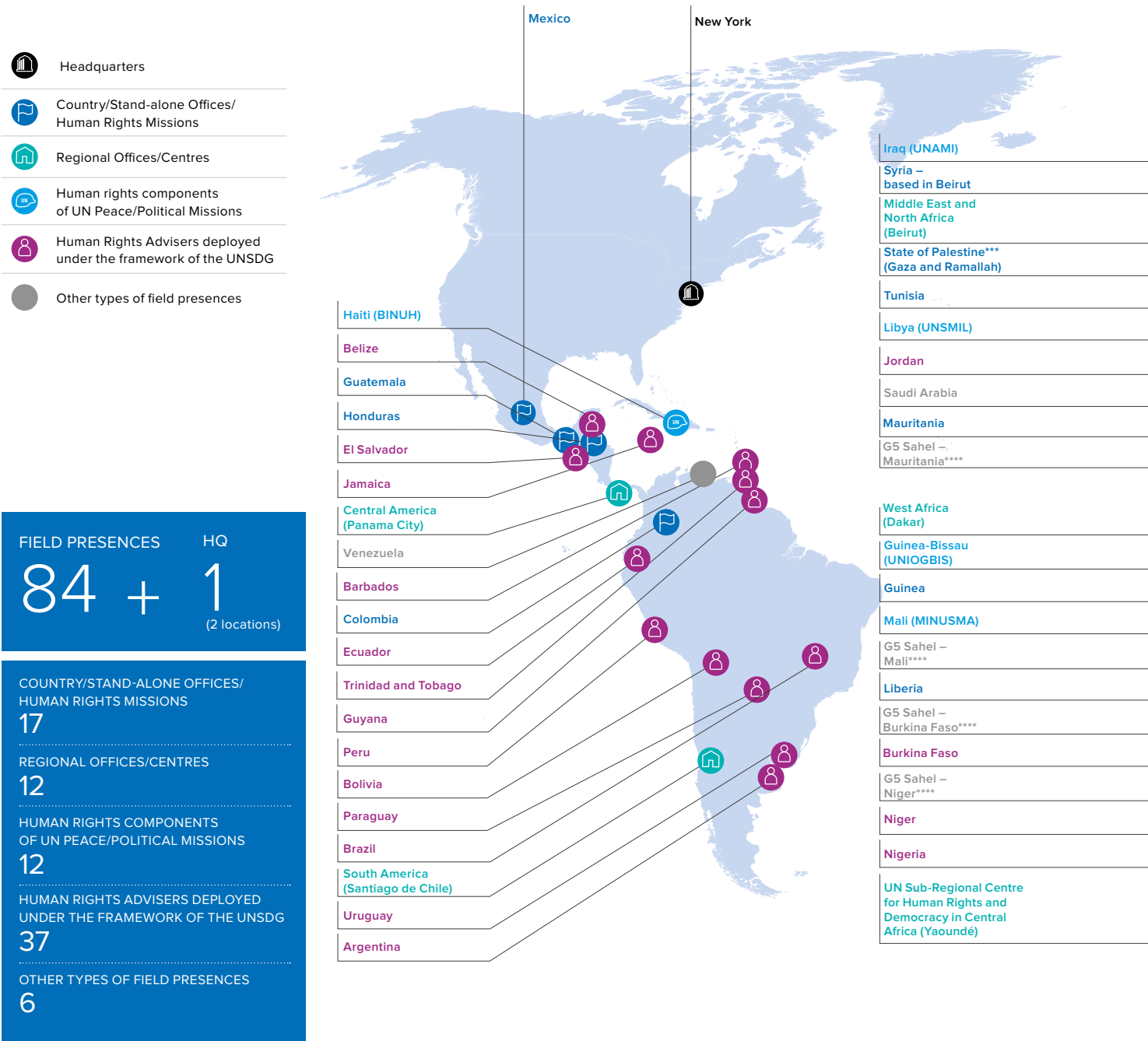
**54% HQ****15% Africa****12% Americas****7% Asia Pacific****6% Europe & Central Asia****6% Middle East & North Africa**

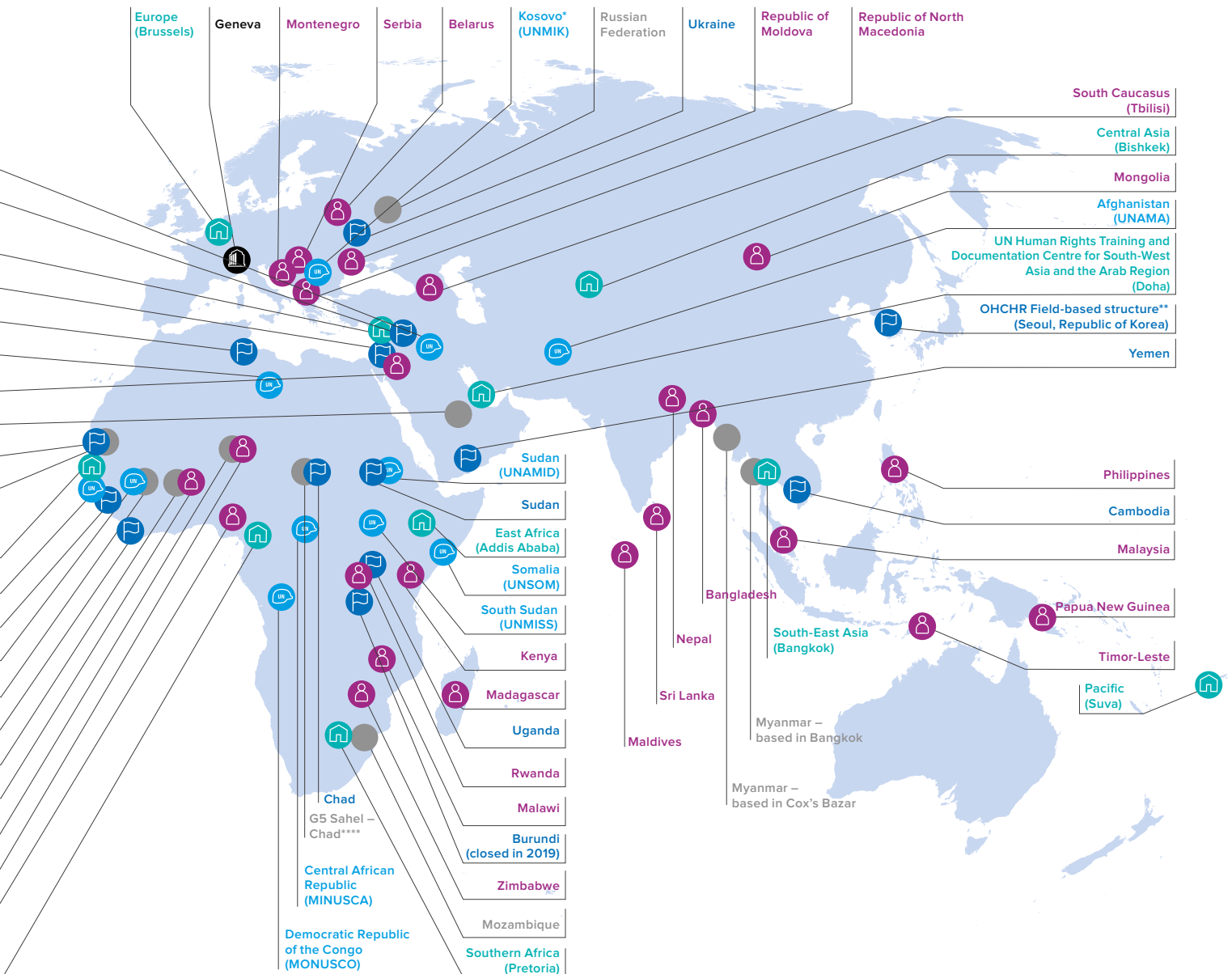
Notes: The data includes all OHCHR and UNDP administered staff in the General Service, National Officer, Professional and higher categories on temporary, permanent, continuing and fixed-term appointments. Locally recruited staff in the General Service category are considered as national staff.



OHCHR Liberia staff discuss durable solutions to forced eviction with residents of a demolished site in the Fendel community near Monrovia. © OHCHR

# UN HUMAN RIGHTS AROUND THE WORLD IN 2019





\* Reference to Kosovo should be understood in full compliance with United Nations Security Council resolution 1244 and without prejudice to the status of Kosovo.

\*\* Mandated by Human Rights Council resolution 25/25.

\*\*\* Reference to the State of Palestine should be understood in compliance with United Nations General Assembly resolution 67/19.

\*\*\*\* G5 Sahel Joint Force Compliance Framework Project (Burkina Faso, Chad, Mali, Mauritania and Niger).

The boundaries and names shown and the designations used on this map do not imply official endorsement or acceptance by the United Nations.