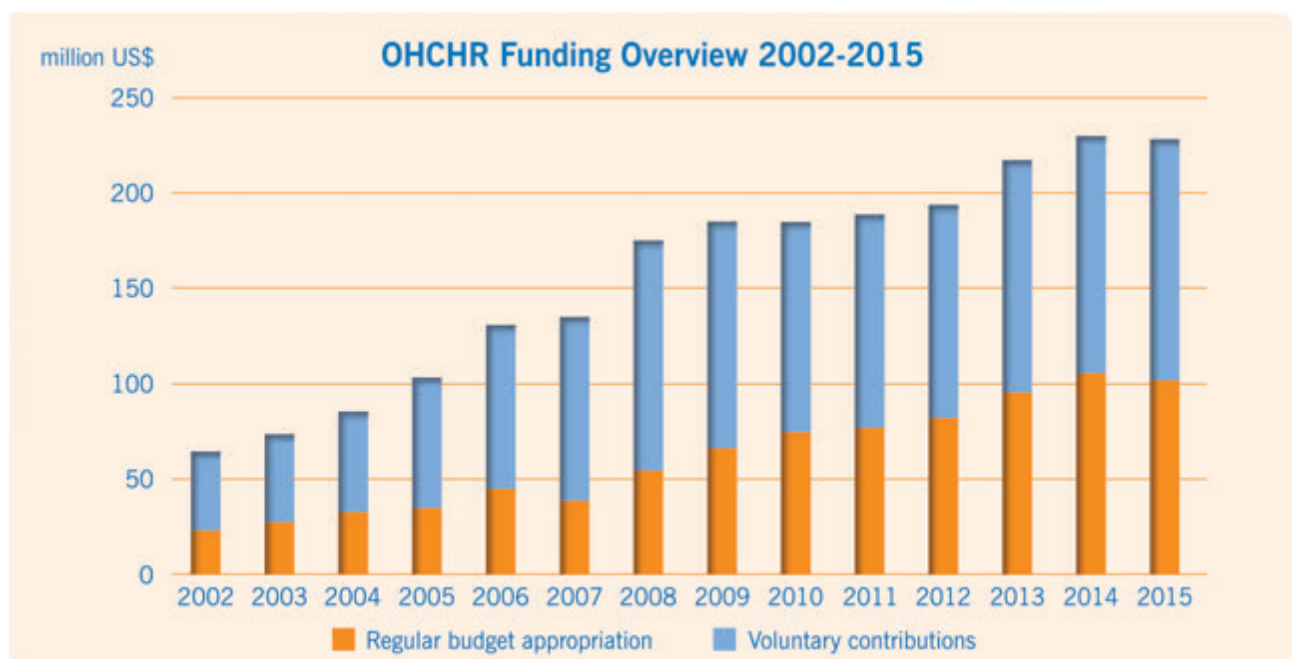


Funding

Context

OHCHR's global funding needs are covered by the United Nations regular budget at a rate of approximately 40 per cent, with the remainder coming from voluntary contributions from Member States and other donors. The United Nations regular budget, approved by the General Assembly every two years, is funded by "assessed contributions" from each Member State according to a formula that takes into account the size and strength of its national economy. Since the 2005 World Summit, when Member States committed to doubling the funding for OHCHR, there has been a gradual increase in the Office's portion of the regular budget. For the 2014-2015 biennium, US\$173.5 million was initially allocated to OHCHR, however, that amount had risen to nearly US\$207 million at the end of the biennium (in light of the funding for the treaty body strengthening process and the substantial non-recurring costs for the current commissions of inquiry). The allocations in previous biennia amounted to US\$177.3 million in 2012-2013, US\$151.6 million in 2010-2011, US\$120.6 million in 2008-2009, US\$83.4 million in 2006-2007 and US\$67.6 million in 2004-2005. While the upward trend of financial support from the regular budget for human rights work is welcome, the proportion of the overall regular budget devoted to human rights, even after the recent increases, remains at just 3.5 per cent of the total UN budget.

Until 2008, the level of voluntary contributions to OHCHR steadily increased from US\$41 million in 2002 to a peak of US\$120 million in 2008. Contributions dropped slightly to US\$118.1 million in 2009 and more sharply to US\$109.4 million in 2010, before making a slight recovery in 2011 and 2012 to US\$111.1 million. In 2013, voluntary contributions increased by nearly US\$10 million to reach US\$121.2 million, by another 2 per cent in 2014, up to US\$123.7 and again by 1.7 per cent to US\$125.9 million in 2015, representing the highest amount ever received by the Office. The share of unearmarked funding followed a similar pattern until 2013 (increasing from 7 per cent in 2002 to 56 per cent in 2009, then dropping slightly to 54 per cent in 2010 and 51 per cent in 2011 before increasing to 53 per cent in 2012 and 54 per cent in 2013). The share of unearmarked funding then decreased to 47 per cent in 2014 and again to 37 per cent in 2015, thus impacting on the Office's capacity to implement its mandate in a cost-effective manner. Approximately 60 per cent of all voluntary funding was used in 2015 to support work in the field, which receives minimal support from the regular budget. The remainder was distributed between other areas of the Office's work and often supplemented the limited resources available from the regular budget, thereby enabling the Office to achieve a far greater impact than would otherwise have been possible.



Who Funds OHCHR?

The table below lists, in descending order, all donors that voluntarily contributed in 2015. As was the case in previous years, the overwhelming majority

of voluntary contributions came from Member States, which provided a total of US\$105.9 million, or 84.1 per cent of all contributions. International organizations, including the European Commission and UN partners, contributed an additional US\$19.6 million, or 15.6 per cent, of all contributions.

Voluntary contributions to OHCHR in 2015

This table refers to the total amount of voluntary contributions for 2015

Donor	US\$	Donor	US\$
1 United States of America	16,250,000	37 OIF (<i>Organisation Internationale de la Francophonie</i>)	114,716
2 Norway	14,041,521	38 Austria	105,492
3 Sweden	13,786,595	39 American Jewish World Service	100,000
4 European Commission	13,021,107	- WHO (<i>World Health Organization</i>)	100,000
5 Netherlands	9,766,646	41 United Arab Emirates	90,000
6 United Kingdom	7,267,203	42 Ford Foundation	82,500
7 Germany	6,525,049	43 Estonia	75,702
8 UNDP (<i>UN managed pooled and trust funds funding</i>) ¹	6,304,458	44 Poland	64,536
9 Denmark	4,798,825	45 Malaysia	60,000
10 Belgium	3,564,277	46 Czech Republic	58,657
11 Finland	3,455,542	47 Oman	50,000
12 Switzerland	2,933,326	48 Hungary	43,840
13 Ireland	2,672,562	49 IOM (<i>International Organization for Migration</i>)	30,800
14 France	2,309,250	50 Chile	30,000
15 Japan	2,285,329	51 South Africa	29,682
16 New Zealand	2,170,767	52 Monaco	29,412
17 Russian Federation	2,000,000	53 Singapore	25,000
18 Australia	1,926,522	54 Peru	22,375
19 Saudi Arabia	1,911,828	55 Latvia	21,978
20 Canada	1,848,297	56 Philippines	20,000
21 Morocco	1,004,000	- Thailand	20,000
22 China	800,000	58 Lithuania	12,195
23 Italy	615,564	59 Cyprus	10,989
24 Korea, Rep. of	521,500	60 Andorra	10,929
25 Kuwait	510,000	61 Qatar	10,870
26 Spain ²	372,442	62 Costa Rica	10,083
27 Mexico	326,464	63 Bulgaria	10,000
28 Turkey	250,000	64 Holy See	6,500
29 Education Above All	220,282	65 Bangladesh	5,029
30 Portugal	209,520	66 Iraq	5,000
31 Luxembourg	167,152	- Nicaragua	5,000
32 Kazakhstan	160,000	68 Pakistan	4,310
33 Algeria	150,000	69 Ecuador	4,000
- Argentina	150,000	70 Armenia	2,500
- India	150,000	71 Afghanistan	1,000
36 Liechtenstein	140,352		
Individual donors / miscellaneous			24,610
			Total 125,884,196

¹ UN Development Programme; includes all contributions received through UNDP, in particular UN managed pooled and trust funds funding (details of which can be found in related table on page 62).

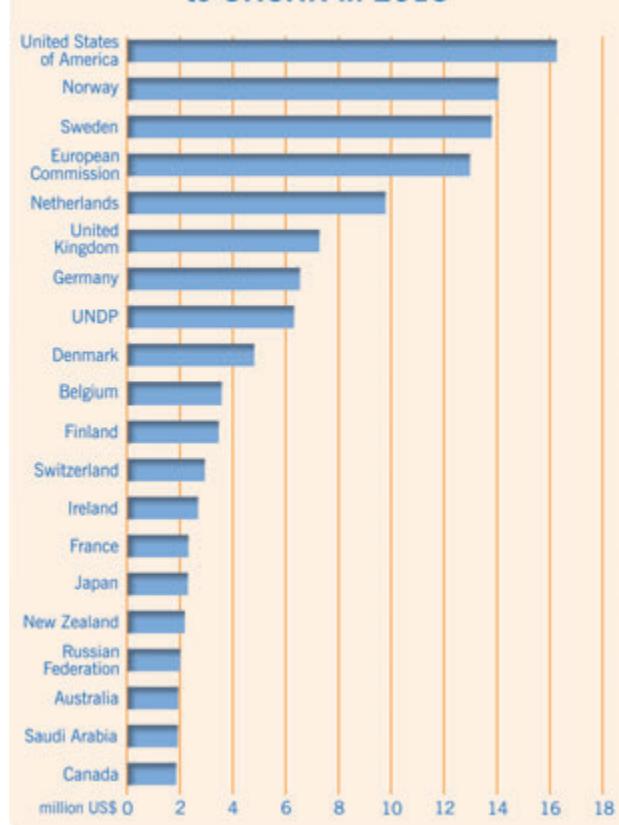
² Includes a contribution of €20,000 from the Government of the Autonomous Community of the Basque Country.

Source: Integrated Management Information System (IMIS) until end October, then Umoja.

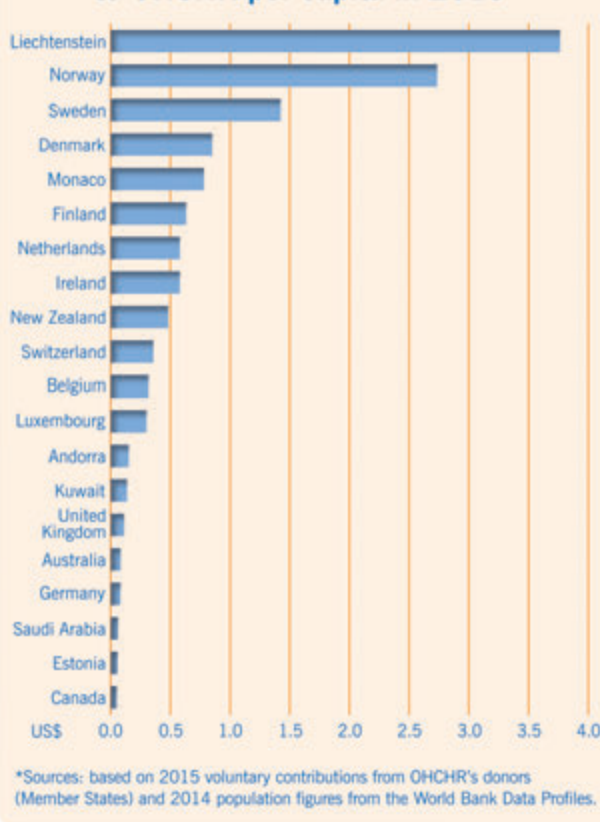
UN managed pooled and trust funds funding received by OHCHR in 2015 through UNDP

Donor	US\$
Joint Programmes (Bolivia, Guatemala)	880,143
Peacebuilding Fund (Guinea, Kyrgyzstan)	1,152,289
UNDG-Human Rights Mainstreaming Trust Fund	2,112,736
Towards Unity in Action in the Republic of Moldova	164,199
Papua New Guinea UN Country Fund	753,806
United Nations Action Against Sexual Violence in Conflict	546,903
TOTAL	5,610,075

Voluntary contributions from top 20 donors to OHCHR in 2015



Voluntary contributions from top 20 donors to OHCHR per capita in 2015*

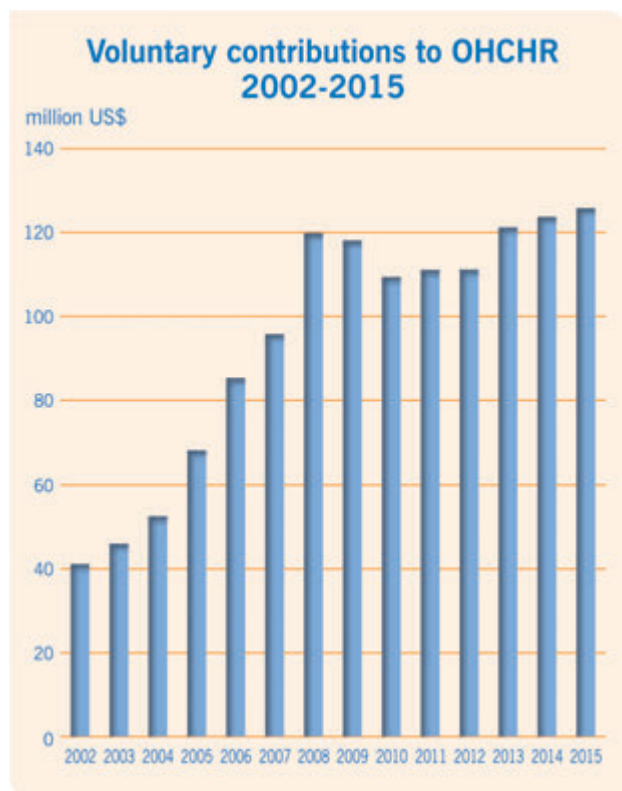


Funding Trends

Level of contributions

In 2015, a total of US\$125.9 million in extrabudgetary contributions was raised, representing an increase of 1.7 per cent compared to the previous year (US\$123.7 million). While this is a welcome improvement, some of the contributions are for new and/or additional activities, such as the Human Rights Up Front Action Plan, and for the new field presences in Burundi, Honduras and Ukraine, instead of for OHCHR's ongoing programme of work as requested in the OHCHR Management Plan 2014-2017.

Additional income, including interest and miscellaneous income, brought the total available income in 2015 to US\$126.5 million. With expenditures amounting to US\$128.7 million in 2015, OHCHR had a shortfall of US\$2.8 million; the sixth consecutive year that actual income was lower than expenditures. Nevertheless, as has been the case since 2010, the situation was offset with the surplus reserves that were built up during 2005-2009 when the Office was in a period of



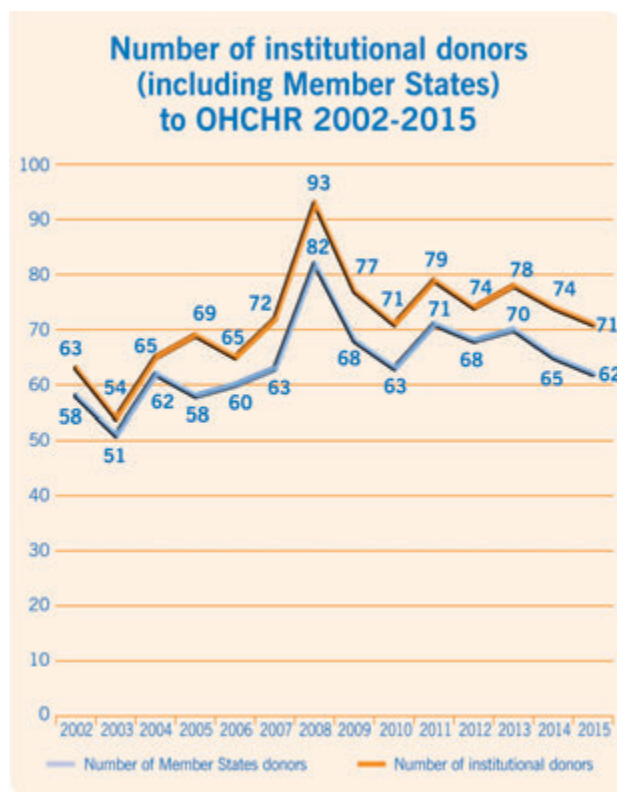
growth and received more funds than it spent. After six consecutive years of drawing on reserves to cover funding gaps, those reserves are approaching the minimum required operating level and will soon be insufficient to allow the Office to spend more than it receives in annual contributions.

OHCHR's ongoing funding challenges were a major factor in its decision to engage in a comprehensive review of its priorities and budget in 2014 in order to address the increasing demands it is facing in light of its limited resources. OHCHR must therefore redouble its efforts to secure additional revenue from voluntary contributions while strongly advocating for an increase of the regular budget to fully cover its existing mandated activities that are being subsidized by extrabudgetary resources.

Number of donors

In 2015, 62 Member States made contributions to OHCHR, compared to 65 in 2014 and 70 in 2013 (68 in 2012). In total, 71 institutional donors were registered, compared to 74 in 2014 and 78 in 2013 (74 in 2012). One government pledged funds for the first time and seven others renewed their support after at least one year of financial inactivity. Another 11 Member States left the list of donors, despite the High Commissioner's repeated appeals to broaden the donor base of the Office.

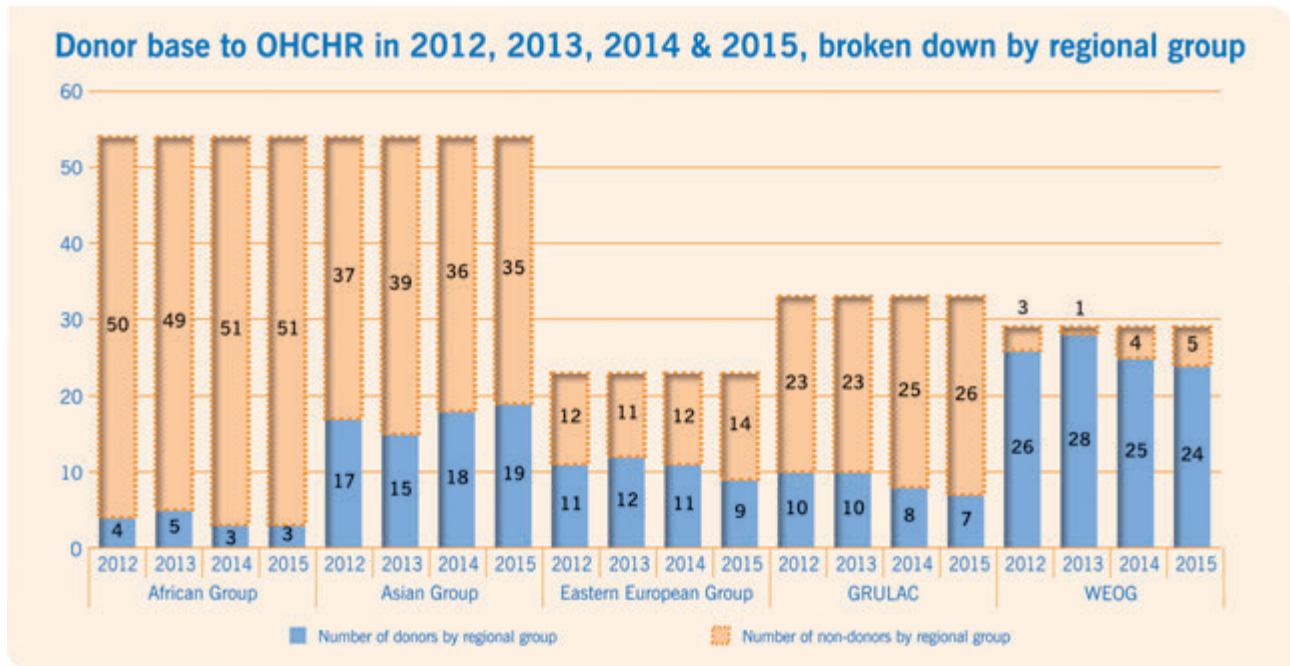
It is crucial for the Office to attract support from new Member States while also maintaining that of existing donors. Over the last three years, only 50 Member States provided an annual contribution and 35 others contributed at least once in the same three-year period.



Of the 62 Member States that contributed in 2015, 24 were members of the United Nations Western and Others Group (WEOG), 19 were from the Asian Group, nine were from the Eastern European Group, seven were from the Latin American and Caribbean Group (GRULAC) and three were from the African Group.

Regular budget versus voluntary contributions

Overall, 46 per cent of OHCHR's funding came from the United Nations regular budget (compared with 46 per cent in 2014, 44 per cent in 2013 and 42.5 per cent in 2012) and 54 per cent came from voluntary contributions (compared with 54 per cent in 2014, 56 per cent in 2013 and 57.5 per cent in 2012). The increase in the share of United Nations regular budget received by OHCHR over the past years results from the additional resources allocated to cover the Treaty Body Strengthening Process and the additional mandates (including Commissions of Inquiry) established by the Human Rights Council.

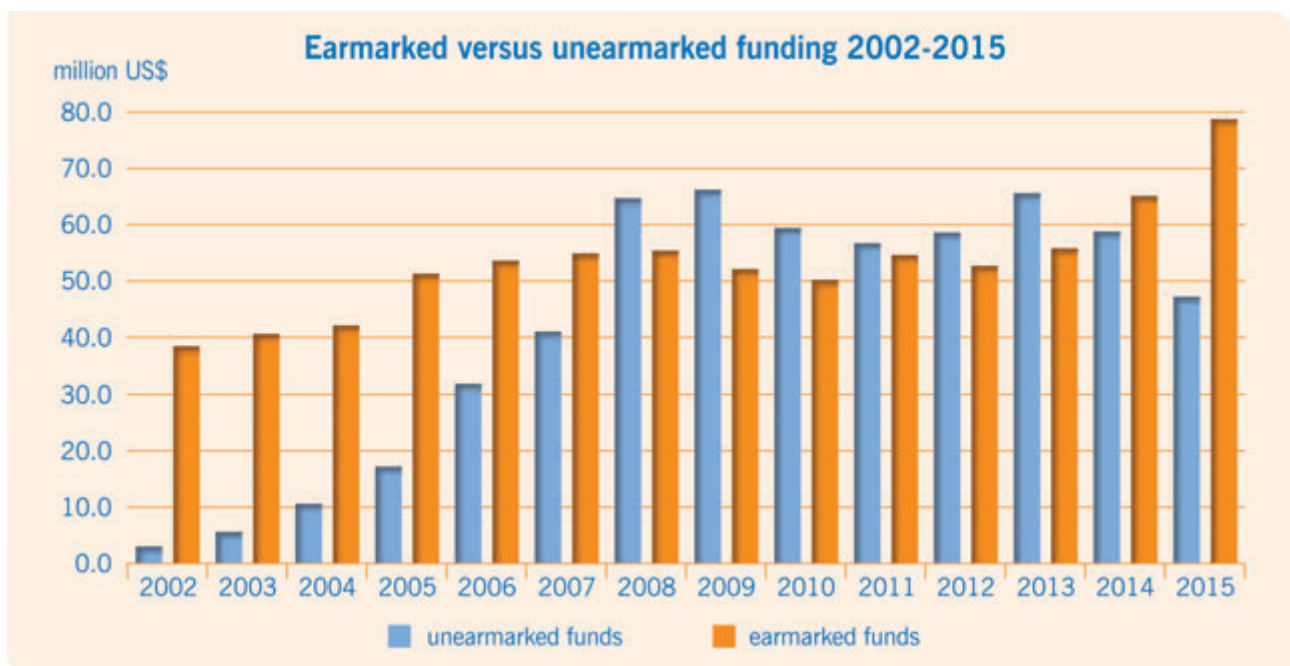


Earmarking

While the overall funding allocated to OHCHR slightly increased by 1.7 per cent in 2015, the proportion of unearmarked funding in 2015 decreased to 37 per cent of the total income received (down from 47 per cent in 2014 and 54 per cent in 2013). The earmarked contributions increased by almost US\$14 million (from US\$65 million to US\$78.8 million), as a result of efforts to attract more local funding for field activities and due to the decision of some donors to earmark contributions

that were initially unearmarked. OHCHR also received funding from budget lines other than those that are specific for human rights (such as humanitarian and development budget lines).

OHCHR requires flexibility and autonomy in allocating resources and therefore seeks unearmarked funds from donors. It continues to use every appropriate opportunity to persuade donors to contribute more unearmarked funding. This resulted in 44 donors providing at least part of their support free of earmarking.














Unearmarked voluntary contributions to OHCHR in 2015

Donor	Unearmarked funding in US\$	Percentage of donor's contribution
1 Norway	8,444,065	60.1%
2 Sweden	7,706,535	55.9%
3 Netherlands	5,592,841	57.3%
4 European Commission	4,498,519	34.5%
5 Denmark	4,110,840	85.7%
6 United Kingdom	3,698,225	50.9%
7 New Zealand	2,170,767	100.0%
8 Ireland	2,046,409	76.6%
9 France	1,571,268	68.0%
10 Finland	1,230,425	35.6%
11 Belgium	1,103,448	31.0%
12 Morocco	1,000,000	99.6%
- Saudi Arabia	1,000,000	52.3%
14 Korea, Rep. of	521,500	100.0%
15 Kuwait	500,000	98.0%
16 Germany	402,969	6.2%
17 Mexico	215,000	65.9%
18 Portugal	209,520	100.0%
19 Turkey	200,000	80.0%
20 Algeria	150,000	100.0%
21 Luxembourg	123,815	74.1%
22 Kazakhstan	106,085	66.3%
23 Malaysia	60,000	100.0%
24 Czech Republic	50,566	86.2%
25 United Arab Emirates	50,000	55.6%
26 Liechtenstein	35,770	25.5%
27 Poland	32,268	50.0%
28 Estonia	31,746	41.9%
29 Monaco	29,412	100.0%
30 Hungary	22,676	51.7%
31 Spain	21,978	5.9%
32 Peru	20,833	93.1%
33 Thailand	20,000	100.0%
34 South Africa	13,749	46.3%
35 Cyprus	10,989	100.0%
- Latvia	10,989	50.0%
37 Costa Rica	10,083	100.0%
38 Bulgaria	10,000	100.0%
- Oman	10,000	20.0%
40 Iraq	5,000	100.0%
- Nicaragua	5,000	100.0%
42 Pakistan	4,310	100.0%
43 Armenia	2,500	100.0%
44 Afghanistan	1,000	100.0%
Other donors / miscellaneous	3,606	14.7%
Total	47,065,817	37.4%














Source: Integrated Management Information System (IMIS).

VOLUNTARY CONTRIBUTIONS TO OHCHR IN 2015 (by earmarking and in descending order)

The distribution of funds in this table reflects earmarking by donors
(as per major headings of the extrabudgetary requirements presented in the UN Human Rights Appeal 2015).

											
Unearmarked	0	8,444,065	7,706,535	4,498,519	5,592,841	3,698,225	402,969	0	4,110,840	1,103,448	1,230,425
Executive Direction and Management New York and Geneva	0	375,753	0	0	19,000	0	0	777,869	0	0	0
<i>Subprogramme 1:</i> Human Rights Mainstreaming, Right to Development, Research and Analysis	0	147,436	0	0	170,000	0	0	0	0	0	923,393
<i>Subprogramme 2:</i> Supporting the Human Rights Treaty Bodies	0	402,098	0	753,181	705,676	0	291,622	0	0	0	0
<i>Subprogramme 3:</i> Advisory Services and Technical Cooperation	0	0	0	0	0	787,402	318,134	0	0	0	0
<i>Subprogramme 4:</i> Supporting the Human Rights Council and its Special Procedures	0	562,938	0	0	2,817,702	0	1,320,255	0	0	267,380	284,878
Support to the Programmes	0	0	0	0	0	0	0	0	0	0	0
Field Presences	9,750,000	1,887,179	6,080,060	7,706,907	401,427	2,273,077	3,163,818	5,526,589	0	2,193,449	773,481
<i>Advisory services, technical cooperation and field activities</i>	1,250,000	0	0	0	0	0	2,120,891	1,476,170	0	0	773,481
<i>Africa</i>	300,000	690,647	1,391,483	675,155	0	1,446,871	148,886	1,418,789	0	2,138,139	0
<i>Americas</i>	7,900,000	1,196,532	3,444,216	309,264	101,427	0	86,403	1,388,432	0	0	0
<i>Asia and the Pacific</i>	300,000	0	751,142	552,486	0	0	0	947,006	0	0	0
<i>Europe and Central Asia</i>	0	0	0	3,407,763	100,000	826,205	414,383	296,193	0	55,310	0
<i>Middle East and North Africa</i>	0	0	493,218	2,824,738	200,000	0	393,255	0	0	0	0
Humanitarian Trust Funds	6,500,000	227,856	0	0	60,000	508,500	1,028,250	0	687,985	0	243,366
Miscellaneous*	0	1,994,196	0	0	0	0	0	0	0	0	0
Total contributions by donor	16,250,000	14,041,521	13,786,595	13,021,107	9,766,646	7,267,203	6,525,049	6,304,458	4,798,825	3,564,277	3,455,542





*Includes earmarked contributions that could not be reported above.

	Switzerland	Ireland	France	Japan	New Zealand	Russian Federation	Australia	Saudi Arabia	Canada	Morocco	China	Italy	Korea, Rep. of
													
	0	2,046,409	1,571,268	0	2,170,767	0	0	1,000,000	0	1,000,000	0	0	521,500
	84,750	0	43,547	0	0	0	0	0	0	0	0	55,000	0
	41,256	0	0	25,000	0	1,000,000	290,796	0	0	0	0	0	0
	0	0	0	0	0	125,000	0	0	0	0	0	0	0
	0	0	0	0	0	0	218,097	0	0	0	0	0	0
	235,601	0	202,020	50,329	0	400,000	36,349	0	0	0	0	10,000	0
	0	0	0	0	0	0	0	0	0	0	0	0	0
	2,571,719	480,003	437,710	2,210,000	0	475,000	1,126,834	911,828	1,848,297	0	0	518,818	0
	1,554,404	0	67,340	0	0	0	0	0	0	0	0	0	0
	0	0	112,233	1,500,000	0	0	0	0	13,067	0	0	518,818	0
	430,000	480,003	0	0	0	0	0	0	0	0	0	0	0
	18,000	0	0	90,000	0	0	1,126,834	0	0	0	0	0	0
	230,000	0	0	0	0	475,000	0	0	0	0	0	0	0
	339,315	0	258,137	620,000	0	0	0	911,828	1,835,230	0	0	0	0
	0	146,262	54,705	0	0	0	254,446	0	0	4,000	0	31,746	0
	0	0	0	0	0	0	0	0	0	0	800,000	0	0
	2,933,326	2,672,675	2,309,250	2,285,329	2,170,767	2,000,000	1,926,522	1,911,828	1,848,297	1,004,000	800,000	615,564	521,500
















VOLUNTARY CONTRIBUTIONS TO OHCHR IN 2015 (by earmarking and in descending order)

The distribution of funds in this table reflects earmarking by donors (as per major headings of the extrabudgetary requirements presented in the UN Human Rights Appeal 2015).

	Kuwait	Spain	Mexico	Turkey	Education Above All	Portugal	Luxembourg	Kazakhstan	Algeria	Argentina	India
											
Unearmarked	500,000	21,978	215,000	200,000	0	209,520	123,815	106,085	150,000	0	0
Executive Direction and Management New York and Geneva	0	0	0	0	0	0	0	0	0	0	0
<i>Subprogramme 1:</i> Human Rights Mainstreaming, Right to Development, Research and Analysis	0	0	0	0	0	0	21,668	0	0	0	0
<i>Subprogramme 2:</i> Supporting the Human Rights Treaty Bodies	0	0	0	0	0	0	0	0	0	30,000	0
<i>Subprogramme 3:</i> Advisory Services and Technical Cooperation	0	0	0	0	0	0	0	0	0	0	0
<i>Subprogramme 4:</i> Supporting the Human Rights Council and its Special Procedures	0	0	0	0	0	0	0	53,915	0	95,000	0
Support to the Programmes	0	0	0	0	0	0	0	0	0	0	0
Field Presences	0	330,792	80,443	50,000	220,282	0	0	0	0	0	100,000
<i>Advisory services, technical cooperation and field activities</i>	0	0	0	0	0	0	0	0	0	0	100,000
<i>Africa</i>	0	0	0	0	0	0	0	0	0	0	0
<i>Americas</i>	0	330,792	80,443	0	0	0	0	0	0	0	0
<i>Asia and the Pacific</i>	0	0	0	50,000	0	0	0	0	0	0	0
<i>Europe and Central Asia</i>	0	0	0	0	0	0	0	0	0	0	0
<i>Middle East and North Africa</i>	0	0	0	0	220,282	0	0	0	0	0	0
Humanitarian Trust Funds	10,000	19,672	31,021	0	0	0	21,668	0	0	25,000	50,000
Miscellaneous*	0	0	0	0	0	0	0	0	0	0	0
Total contributions by donor	510,000	372,442	326,464	250,000	220,282	209,520	167,152	160,000	150,000	150,000	150,000

*Includes earmarked contributions that could not be reported above.

Liechtenstein	Organisation internationale de la Francophonie	Austria	American Jewish World Service	World Health Organization	United Arab Emirates	Ford Foundation	Estonia	Poland	Malaysia	Czech Republic	Oman	Hungary
												
35,770	0	0	0	0	50,000	0	31,746	32,268	60,000	50,566	10,000	22,676
0	0	0	0	0	0	0	0	0	0	0	0	0
0	0	0	100,000	100,000	0	82,500	0	0	0	0	0	0
39,841	0	0	0	0	0	0	0	0	0	4,045	0	0
0	0	0	0	0	0	0	0	0	0	0	0	0
0	0	77,434	0	0	0	0	0	0	0	0	35,000	21,164
0	0	0	0	0	0	0	0	0	0	0	0	0
39,841	114,716	0	0	0	0	0	32,967	32,268	0	0	0	0
39,841	0	0	0	0	0	0	0	0	0	0	0	0
0	92,058	0	0	0	0	0	0	0	0	0	0	0
0	22,658	0	0	0	0	0	0	0	0	0	0	0
0	0	0	0	0	0	0	0	0	0	0	0	0
0	0	0	0	0	0	0	32,967	32,268	0	0	0	0
0	0	0	0	0	0	0	0	0	0	0	0	0
24,900	0	28,058	0	0	40,000	0	10,989	0	0	4,045	5,000	0
0	0	0	0	0	0	0	0	0	0	0	0	0
140,352	114,716	105,492	100,000	100,000	90,000	82,500	75,702	64,536	60,000	58,657	50,000	43,840















VOLUNTARY CONTRIBUTIONS TO OHCHR IN 2015 (by earmarking and in descending order)

The distribution of funds in this table reflects earmarking by donors
(as per major headings of the extrabudgetary requirements presented in the UN Human Rights Appeal 2015).

	Monaco 	International Organization for Migration 	Chile 	South Africa 	Singapore 	Peru 	Latvia 	Philippines 	Thailand 	Lithuania 	Cyprus 
Unearmarked	29,412	0	0	13,749	0	20,833	10,989	0	20,000	0	10,989
Executive Direction and Management New York and Geneva	0	0	0	0	0	0	0	0	0	0	0
<i>Subprogramme 1:</i> Human Rights Mainstreaming, Right to Development, Research and Analysis	0	0	0	0	0	0	0	20,000	0	0	0
<i>Subprogramme 2:</i> Supporting the Human Rights Treaty Bodies	0	0	0	0	0	0	0	0	0	0	0
<i>Subprogramme 3:</i> Advisory Services and Technical Cooperation	0	0	0	0	0	0	0	0	0	0	0
<i>Subprogramme 4:</i> Supporting the Human Rights Council and its Special Procedures	0	0	0	0	25,000	0	0	0	0	0	0
Support to the Programmes	0	0	0	0	0	0	0	0	0	0	0
Field Presences	0	30,800	0	0	0	0	10,989	0	0	12,195	0
<i>Advisory services, technical cooperation and field activities</i>	0	0	0	0	0	0	0	0	0	0	0
<i>Africa</i>	0	0	0	0	0	0	0	0	0	0	0
<i>Americas</i>	0	0	0	0	0	0	0	0	0	0	0
<i>Asia and the Pacific</i>	0	0	0	0	0	0	0	0	0	0	0
<i>Europe and Central Asia</i>	0	0	0	0	0	0	10,989	0	0	12,195	0
<i>Middle East and North Africa</i>	0	30,800	0	0	0	0	0	0	0	0	0
Humanitarian Trust Funds	0	0	30,000	15,933	0	1,542	0	0	0	0	0
Miscellaneous*	0	0	0	0	0	0	0	0	0	0	0
Total contributions by donor	29,412	30,800	30,000	29,682	25,000	22,375	21,978	20,000	20,000	12,195	10,989

*Includes earmarked contributions that could not be reported above.

	Andorra	Qatar	Costa Rica	Bulgaria	Holy See	Bangladesh	Iraq	Nicaragua	Pakistan	Ecuador	Armenia	Afghanistan
												
	0	0	10,083	10,000	0	0	5,000	5,000	4,310	0	2,500	1,000
	0	0	0	0	0	0	0	0	0	0	0	0
	0	10,870	0	0	0	5,029	0	0	0	4,000	0	0
	0	0	0	0	0	0	0	0	0	0	0	0
	0	0	0	0	0	0	0	0	0	0	0	0
	0	0	0	0	0	0	0	0	0	0	0	0
	0	0	0	0	0	0	0	0	0	0	0	0
	0	0	0	0	0	0	0	0	0	0	0	0
	0	0	0	0	0	0	0	0	0	0	0	0
	0	0	0	0	0	0	0	0	0	0	0	0
	0	0	0	0	0	0	0	0	0	0	0	0
	0	0	0	0	0	0	0	0	0	0	0	0
	0	0	0	0	0	0	0	0	0	0	0	0
	0	0	0	0	0	0	0	0	0	0	0	0
	10,929	0	0	0	6,500	0	0	0	0	0	0	0
	0	0	0	0	0	0	0	0	0	0	0	0
	10,929	10,870	10,083	10,000	6,500	5,029	5,000	5,000	4,310	4,000	2,500	1,000

Predictability

Predictability and sustainability are essential to OHCHR's capacity to plan and implement its activities with a minimum of flexibility and efficiency. At the beginning of 2015, however, OHCHR could only count on US\$36.1 million in pledged contributions, of which US\$31.7 million was made up of annual payments of multiyear funding agreements. In 2015, OHCHR had this type of agreement with 13 donors, including nine Member States (Belgium, China, Denmark, Finland, Norway, Saudi Arabia, Sweden, Switzerland and the United Kingdom), the European Commission and three foundations (American Jewish World Service, Education Above All and the Ford Foundation). Additionally, not all pledges materialize in paid contributions, compounding the lack of predictability under which OHCHR operates.

In-Kind Contributions

A few Member States, particularly Colombia, Qatar and Senegal, which host OHCHR Offices in their countries, provide in-kind support by covering items such as the rent of premises, utilities and vehicles.

Junior Professional Officers

Some Member States provided OHCHR with additional indirect financial support by contributing to the United Nations Associate Experts Programme, which is administered by the Department of Economic and Social Affairs in New York. As of 31 December 2015, OHCHR had 30 Associate Experts (also known as Junior Professional Officers) who were supported by the following governments:

Denmark, Finland, Germany, Italy, the Netherlands, Norway, Saudi Arabia, Sweden and Switzerland (see table below).

Sponsor	Number of national Associate experts	Number of non-national Associate experts
Denmark	5	-
Finland	3	-
Germany	1	-
Italy	2	-
Netherlands	3	-
Norway	5	-
Saudi Arabia	2	-
Sweden	2	-
Switzerland	7	-
Sub-total	30	0
Total	30	

How to Help

OHCHR accepts contributions from Member States, international organizations, foundations, voluntary associations, non-governmental organizations and individuals. If you, or the organization you represent, would like to make a contribution, please contact OHCHR's Donor and External Relations Section in Geneva.

Tel: +41 22 917 96 44

Fax: +41 22 917 90 08

Email: DexRel@ohchr.org